

Elendoo Technology (Beijing) Co., Ltd.

No. 22 Zhangzhen Street, Shunyi District, Beijing, China 101300

TEL: 86 010-61482380

FAX: 86 010-61482381

URL: <http://www.el-and.cn>

MAIL: 369010@163.com



ELN Closed Counter Flow, Induced-draft Cooling Tower

Design Information



I .Outline of Models

(Closed type,counter flow,and induced draft)

Models	Cooling Capacity (37-32-28 °C) (Kcal/h)	Inlet and Outlet Pipe Diameter of Host Machine	Water Rate (m ³ /h)	Spray Pump			Fan		Outline Dimension			Weight of Host Machine (kg)	Operating Weight (kg)
				Inlet-outlet Diameter (mm)	Impeller Size (mm)	Moter Size (Kw/Poles)	Power (kW)	Diameter (mm)	Length (mm)	Width (mm)	Height (mm)		
ELN-100TCU	40000	DN50	8	DN50	φ85	0.75	2x1.1	900	2000	1000	2310	650	1250
ELN-250TCU	100000	DN65	20	DN100	Φ155	1.5	2x1.5	900	2500	1200	2630	970	2160
ELN-500TCU	200000	DN100	40	DN100	Φ155	1.5	2x3	1000	3500	1500	2770	1525	3030
ELN-750TCU	300000	DN125	60	DN100	Φ170	2.2	7.5	2000	3500	2500	2890	2430	5130
ELN-800TCU	325000	DN125	65	DN100	Φ170	2.2	4x2	1600	3500	2500	2890	2480	5180
ELN-900TCU	365000	DN125	73	DN100	Φ170	2.2	11	2000	3500	2500	2890	2550	5250
ELN-1000TCU	405000	DN150	81	DN150	Φ155	2.2	5.5x2	1800	4000	2500	2910	2760	5785
ELN-1100TCU	445000	DN150	89	DN150	Φ155	2.2	7.5x2	1800	4000	2500	2910	2820	5850
ELN-1250TCU	505000	2xDN125	101	DN150	Φ175	3.7	11	2600	4000	3100	3200	3220	6950
ELN-1300TCU	525000	2xDN125	105	DN150	Φ175	3.7	15	2600	4000	3100	3200	3300	7050
ELN-1500TCU	605000	2xDN125	121	DN150	Φ175	3.7	15	2600	3500	4500	3200	3550	8300
ELN-1550TCU	625000	2xDN125	125	DN150	Φ175	3.7	18.5	2000	3500	4500	3200	3650	8400

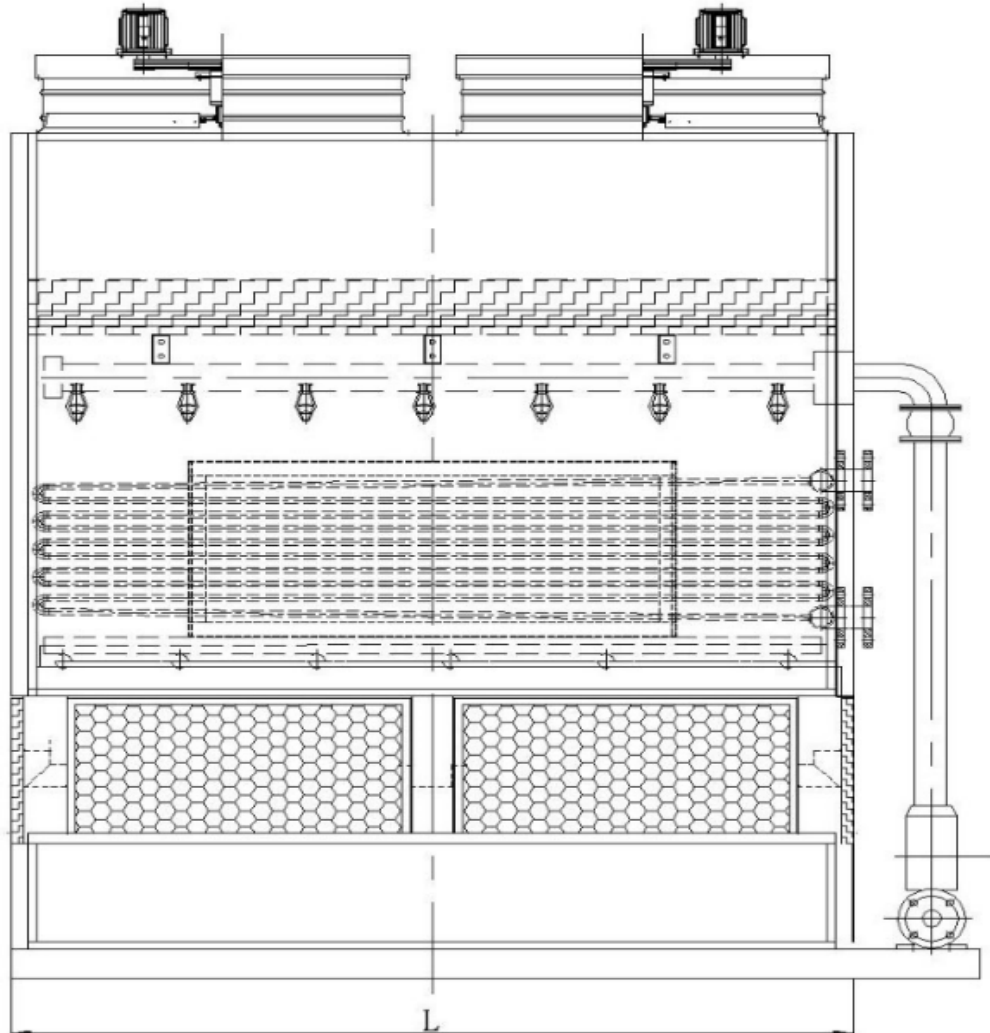
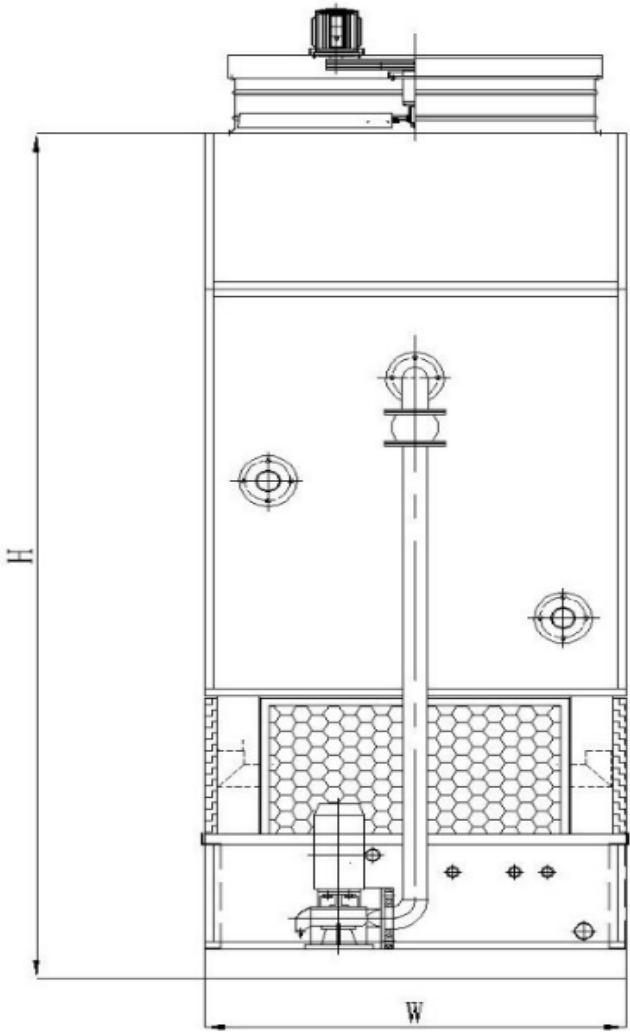
ELN-1750TCU	705000	2xDN125	141	DN150	Φ175	3.7	11x2	2000	3500	5000	3300	3980	9300
ELN-1810TCU	730000	2xDN125	146	DN150	Φ175	3.7	15x2	2000	3500	5000	3300	4080	9350
ELN-2000TCU	805000	2xDN150	161	DN150	Φ175	3.7	11x2	2200	3500	5000	3420	4290	9950
ELN-2100TCU	845000	2xDN150	169	DN150	Φ175	3.7	15x2	2200	3500	5000	3420	4380	10030
ELN-2500TCU	1010000	3xDN125	202	DN150	Φ190	5.5	15x2	2400	3500	7000	3600	5530	12980
ELN-2590TCU	1045000	3xDN125	209	DN150	Φ190	5.5	18.5x2	2400	3500	7000	3600	5650	13100
ELN-3000TCU	1210000	3xDN150	242	DN150	Φ190	5.5	18.5x2	2600	3500	7000	3720	6500	14500
ELN-3150TCU	1270000	3xDN150	254	DN150	Φ190	5.5	22x2	2600	3500	7000	3720	6650	14700

* Significance of the model names:

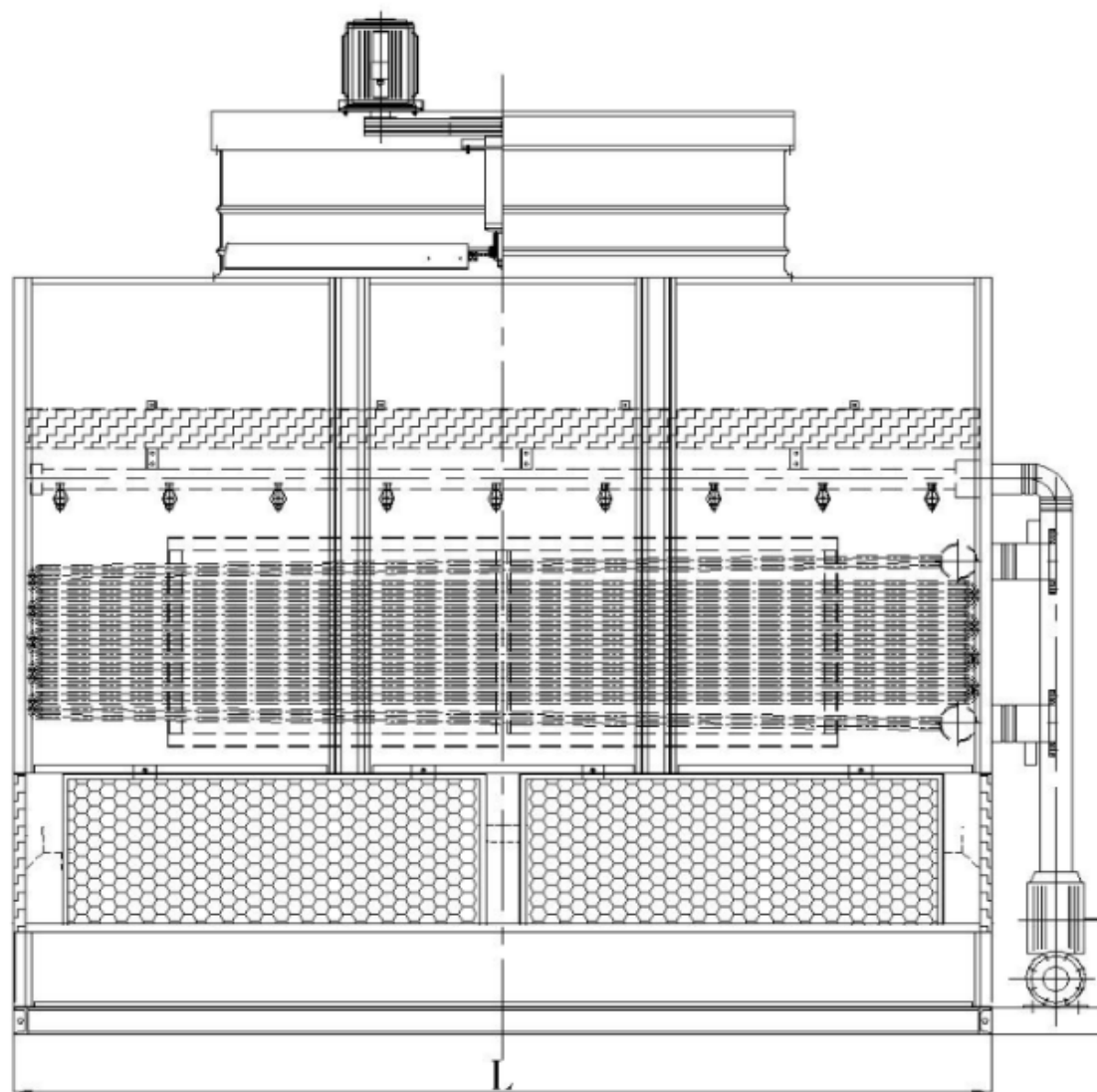
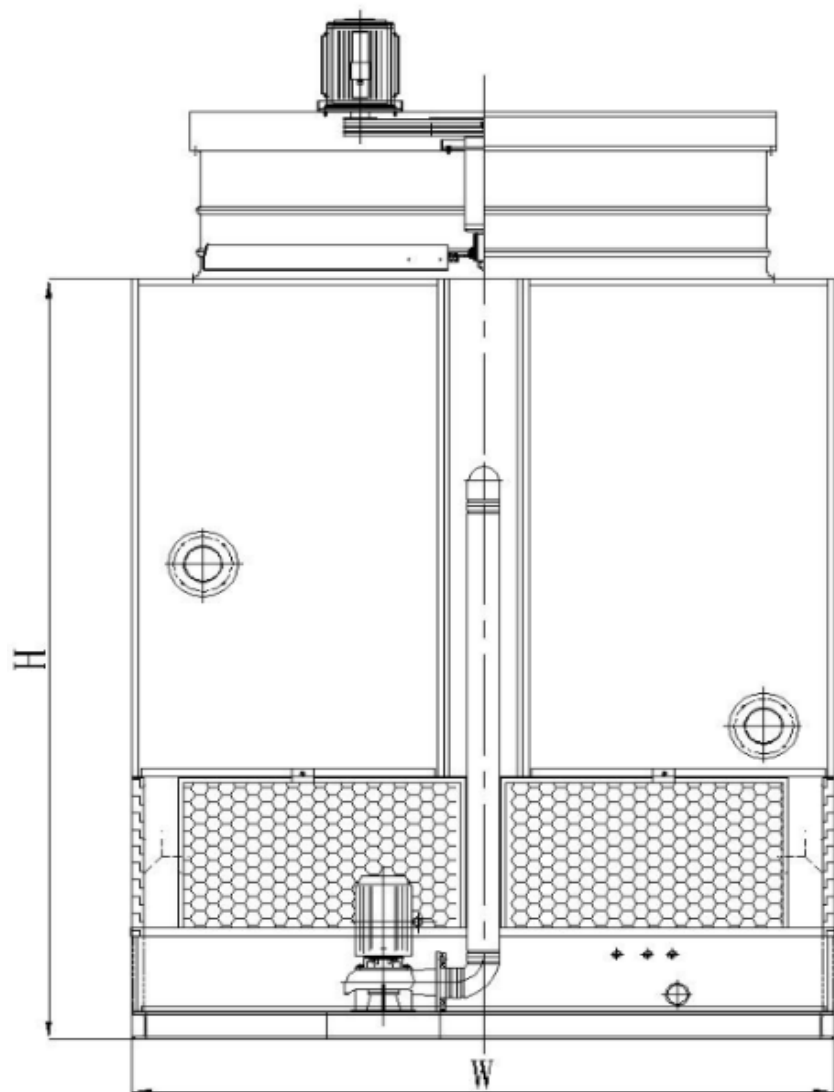
ELN		100	T	CU
Elendoo, Counter flow closed cooling tower	-	Model code	Copper tube	Coil can be pulled out

II .Drawings:

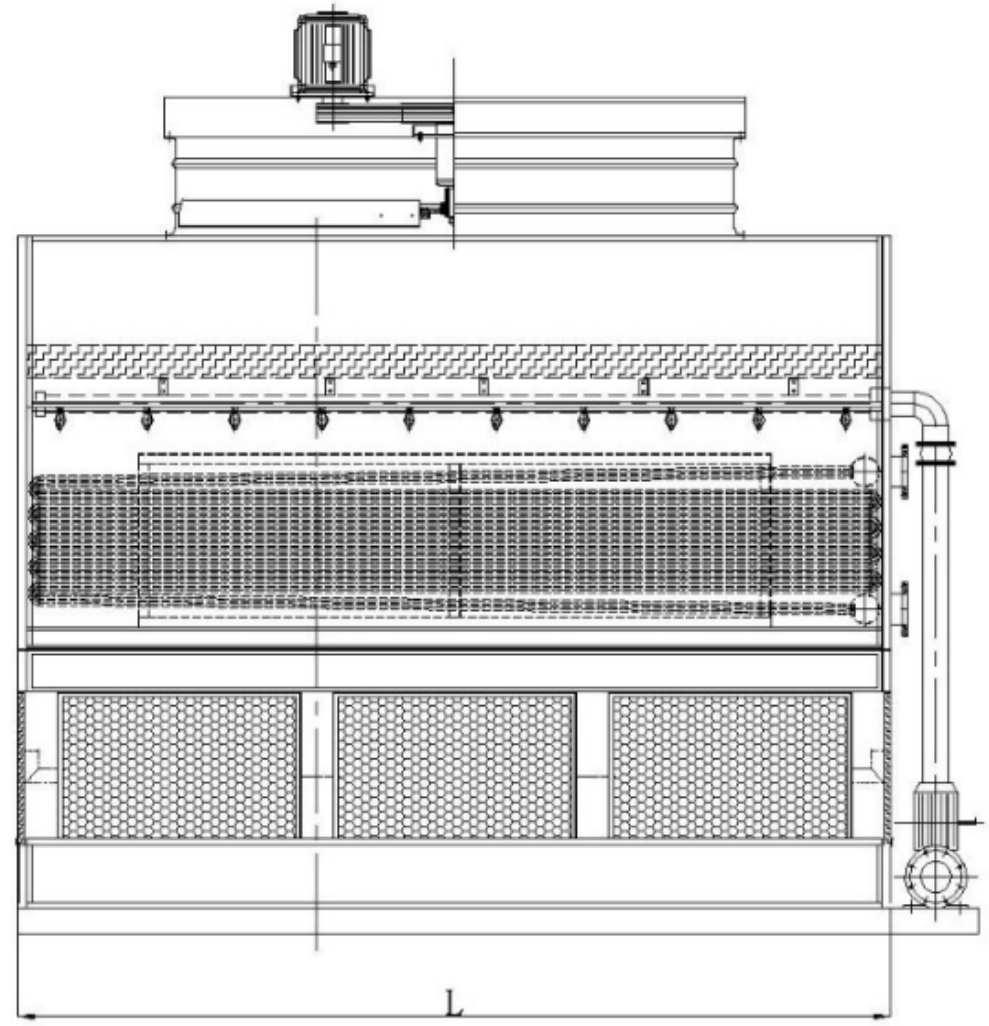
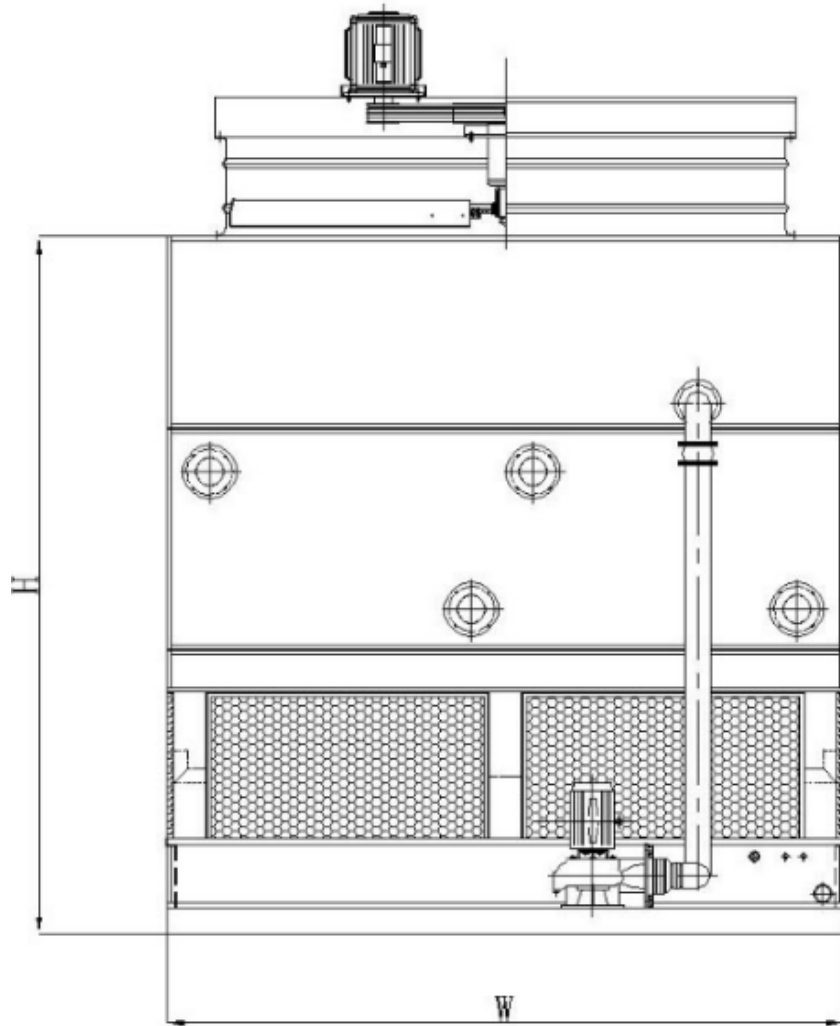
1) Model ELN-100TCU to ELN-500TCU、 ELN-800TCU、 ELN-1000TCU、 ELN-1100TCU



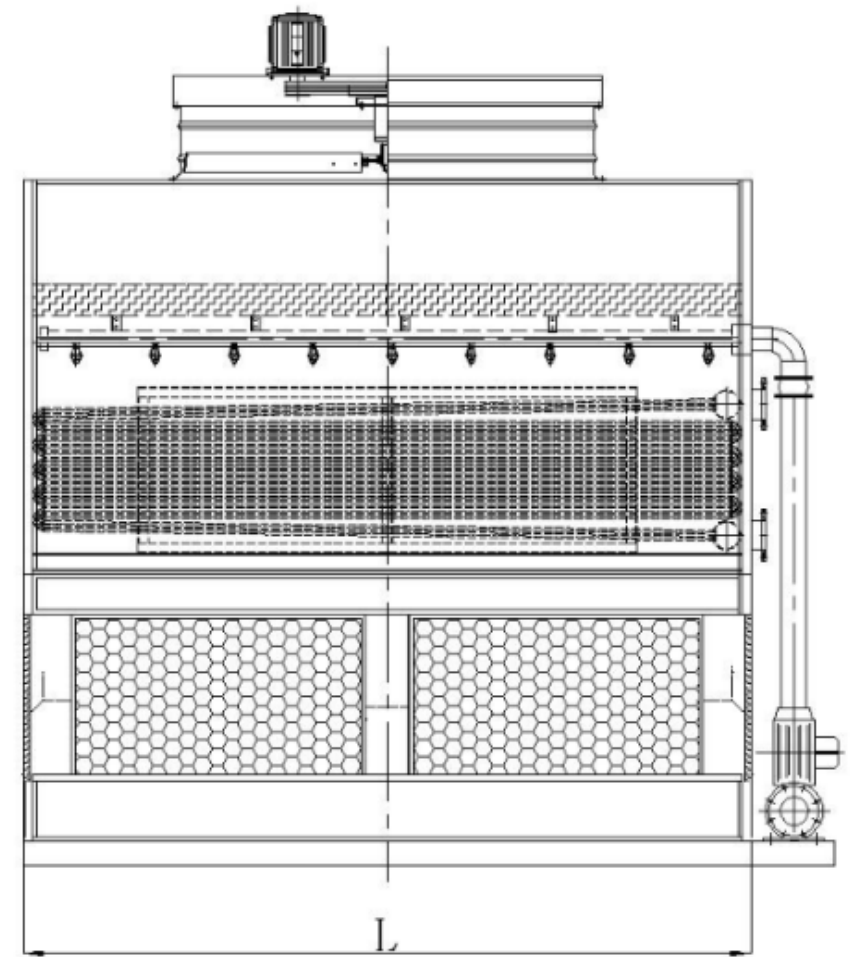
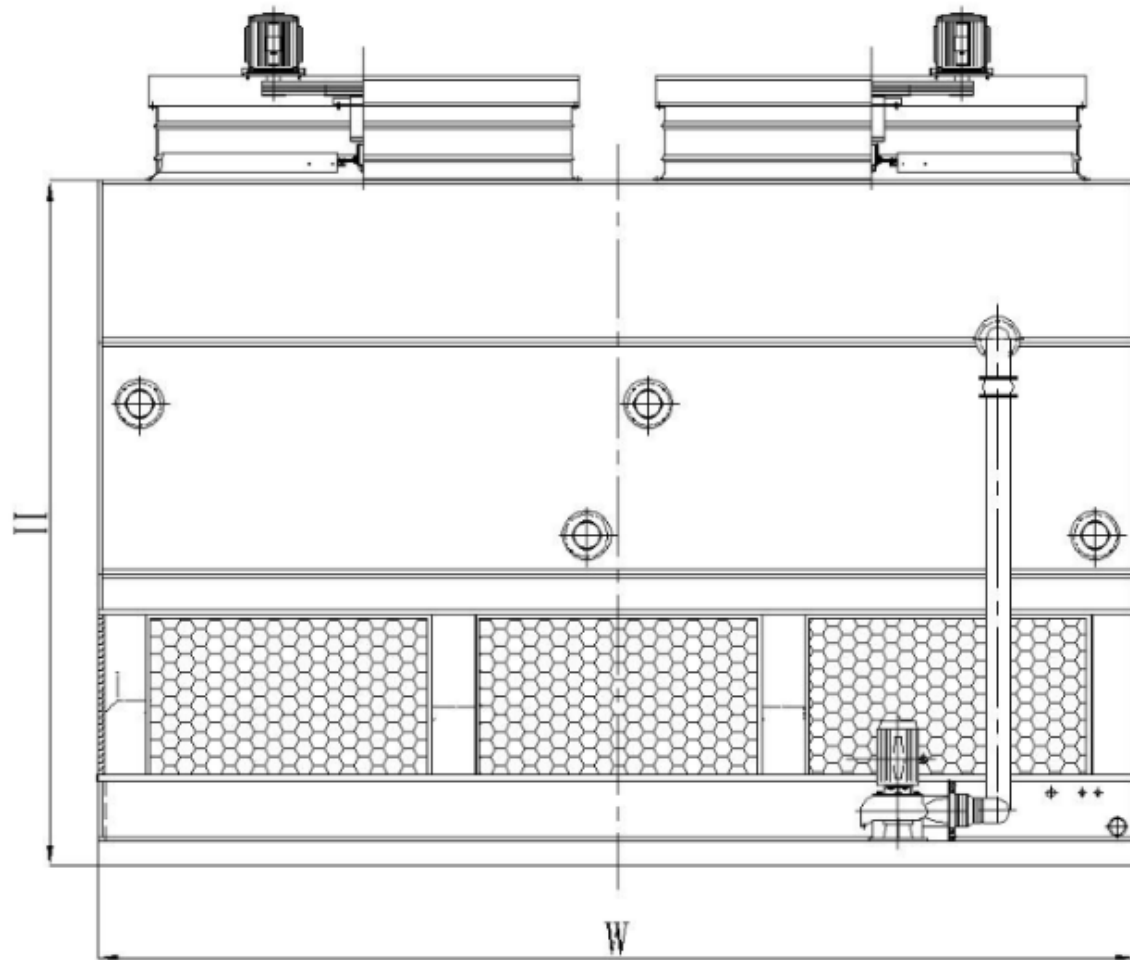
2) Model ELN-750TCU、ELN-900TCU



3) Model ELN-1250TCU to ELN-1550TCU



4) Model ELN-1750TCU to ELN-2100TCU



5) Model ELN-2500TCU to ELN-3150TCU

